

KOTT / ONLINE


PLANTATION
SHUTTERS

THE PERFECT SYNERGY BETWEEN
AESTHETICS & ENGINEERING









“We have chosen the ethical and responsible development out of respect for the environment...”

The wood represents the raw material for Kott Plantation Shutters. Therefore, we do take very seriously the responsibility towards the environment. The manufacturing process of the Kott products is realized in a social, ethical, and responsible way.”

▣ **All our wood comes from rigorously checked suppliers.**

We do love nature, and because of that, we make sure that all the materials used come from legal and sustainable resources.

▣ **The waste and production costs are reduced to a minimum.**

Because Kott products are only made to measure, the wood waste and the production costs are drastically reduced.

▣ **Ecologically planned, our transport is at regular intervals of time.**

The Kott products are being delivered efficiently only when necessary. This way, the carbon emissions are minimized.



TABLE OF

CONTENTS

7 -8

ABOUT US

9 -10

PHILOSOPHY

11 -12

PRODUCTS OVERVIEW

15 -18

MATERIAL

19 -24

STYLES

25 -28

CONFIGURATION

29 -42

INSPIRATION GALLERY

43 -46

SPECIFICATIONS

47 -52

SWATCHES

53 -54

KEY FEATURES

55 -56

OUR STORE

57 -58

END CREDITS

K

PASSION, AMBITION,
WOODWORKING
TECHNIQUES COMBINED
WITH THE LATEST TRENDS
AND CUTTING EDGE
TECHNOLOGIES IS WHAT
CREATED THE KOTT
CONCEPT.

THE ONE-STOP-DESTINATION FOR
WINDOW COVERINGS, INTERIOR DESIGN,
CONSULTANCY, AND MORE.

APPROACH

We are a family-run manufacturer who believes in treating everyone as if they're a part of the family. We apply this approach to employees, customers, and everyone in between.

VALUES

We believe in treating others as we wish to be treated. We believe in having positive attitudes and in always pursuing excellence. And we believe that in order to lead, we must serve. At Kott, our core value is integrity.

TEAM

We also believe in the quality and craftsmanship of the Romanian laborer. Kott proudly manufactures custom window treatments in facilities located around Bacau, Romania.



ABOUT

COMPANY



SOCIAL

Our social goal is to educate our audience to appreciate/understand the beauty of raw materials - the wood, the knots, the fiber, the color variations, and the simple imperfections that will make your shutters unique.

MISSION

Our mission is to enhance creativity and personality by handing tools and direction for those who want to hone their passion for décor, interior design, and DIY projects.

PROMISE

For more than a decade, tradition, respect for wood, and a passion for manual finishes have been fundamental elements in Kott's culture. The experience, professionalism, and dedication of Kott specialists ensure the delivery of outstanding products.



OUR

PHILOSOPHY

TECHNOLOGY

The culmination of ten years of research, re-imagining, and refinement represents our “form follows function” philosophy in its original, groundbreaking format.

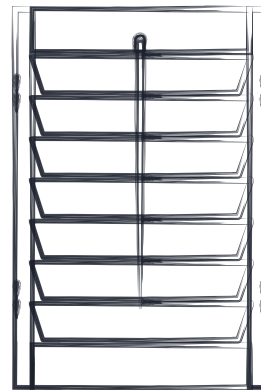
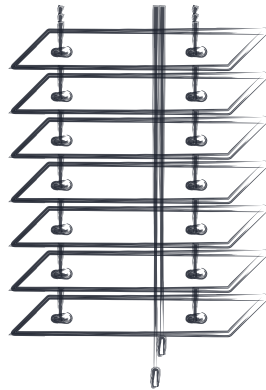
All these years, we believed in four principles to be the foundation for great shutters: high efficiency, low distortion, sustainability, and maximum comfort. They continue to drive the manufacturing process of every new Kott shutter, today and tomorrow.

We are committed to providing the finest quality Custom Window Treatments, a great value, and exceptional customer experience.

*Let wood be your
next palette.*

VENETIAN BLINDS

WOOD ■
METAL ■




PLANTATION SHUTTERS

■ WOOD

ROLLER BLINDS

FABRIC ■





ROMAN BLINDS

■ FABRIC

VERTICAL BLINDS

FABRIC ■
WOOD ■



DRAPERY & CURTAINS

■ FABRIC

KOTT


PRODUCTS


WE'VE GOT YOUR WINDOWS COVERED!

**BRING YOUR ROOM TO LIFE WITH
OUR BEAUTIFUL CUSTOM MADE
BLINDS, SHUTTERS, CURTAINS, AND
DRAPERY, HANDCRAFTED WITH
PASSION IN ROMANIA.**

SHUTTERS

A harmonious blend of form and function, every louver of a Plantation Shutter has but one objective: to produce an unparalleled fascinating experience while adding a cultured look to your window.





SHOOTERS



SHUTTERS

W O O D



FINELY CRAFTED NATURAL WOOD

**HAVING A SPECIAL PLACE IN HUMAN
HISTORY, WOOD WAS MAINLY USED
IN INTERIOR DESIGN TO ENHANCE
HUMAN COMFORT AND STANDARD
OF LIVING.**

SHUTTERS

Real wood Plantation Shutters strive to maintain the highest expectations of quality engineered window treatments and blaze new trails in design, style, and comfort, which we're all about!





BASSWOOD
MATERIAL

Basswood is the most durable weight hardwood available. Due to its low resin content, basswood is a stable timber suitable for use in shutters.

The natural characteristics such as its straight grain, keep the hardwood very stable, making it highly resistant to warping. The fiber is straight and homogeneous, the texture is fine and uniform, with a glossy granulation.

We use full basswood frames as well as the shutter panels themselves, to provide the ultimate in strength and build quality.



REAL OAK
MATERIAL

Oak is a noble, precious wood, ideally representing the definition of luxury. The oak wood has good versatility and is suitable for any type of design, classic or modern. The wood fiber is strong, irregular, forming an impressive organic appearance.

Our natural finish solid oak shutters are oiled so the wood can breathe and have a lustrous finish. Other methods such as waxing and manual antiquing are used to highlight the natural structure.

The predisposition of this type of wood to deformation is minimal.

SHUTTERS


STYLE

BROWSE INTERIOR SHUTTER STYLES

**FINISH THE LOOK OF YOUR
SHUTTERS WITH A WIDE VARIETY OF
FUN AND FUNCTIONAL STYLES,
FROM FULL HEIGHT TO FRENCH CUT
AND CUSTOM SHAPE.**

SHUTTERS

With attention to every detail, these shutters effortlessly display balance and elegance. Besides their practicality, the essence of these shutters is represented by their long-lasting mission to manifest style and durability.




FULL HEIGHT
SHUTTERS

The most popular option for most windows, full height shutters cover the whole window.

Can be split into more panels up to 900mm each;

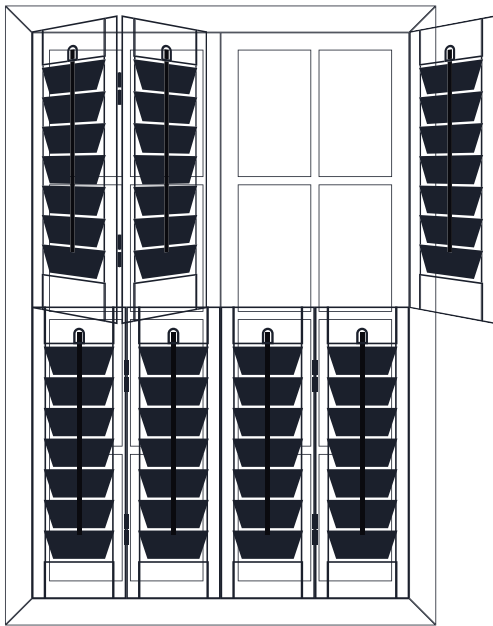
- + Great insulation, privacy and noise control.
- There aren't any!
- ✓ Best for French or patio doors and tall windows, but are sufficiently flexible to be adapted to any window.



CAFÉ STYLE
SHUTTERS

These panels are installed on the bottom of the window, to a specific height, to mix the privacy with natural light; They cover only part of the window.

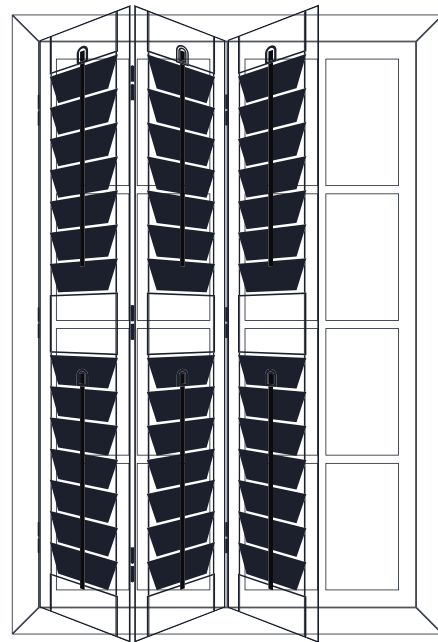
- + Cheaper than full shutters and lets in more light. Lovely Continental feel.
- Less draught-proofing - more a decorative feature than practical.
- ✓ Popular for the mix of inside privacy and outside scenery, mostly used in urban areas.



TIER-ON-TIER
SHUTTERS

Split the drop into two sets of panels which can be operated independently of each other in order to offer full privacy or mix the open space and privacy;

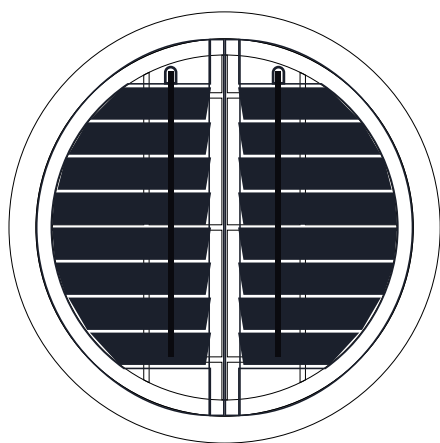
- + Good versatility, giving excellent privacy and light control.
- Not suitable for all windows as they can look too busy.
- ✓ Best for bedrooms, bathrooms and dining rooms.



BI-FOLD TRACK
SHUTTERS

Used for large windows or to separate rooms, these shutters can be smoothly operated using a track guide. They concertina back.


- + Gives easy access through a patio door and can be pulled right back.
- Not suitable for a window with a sill.
- ✓ Great for larger windows, as room divider, and as sliding doors.



S H A P E D
SHUTTERS

These custom shaped bespoke panels are commonly used to fit unusual and awkward shaped windows. Available with either straight or sunburst style louvers.

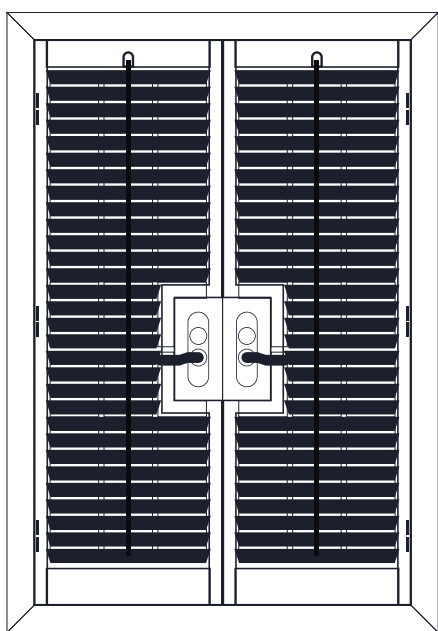
- + Give a clean, stylish, and interesting alternative to curtains or blinds.
- Can be more expensive.
- ✓ Best to cover any unusual shaped window while offering a new, sleek & fancy look.



S O L I D
SHUTTERS

The solid panel shutters will be fitted with their own frame and will cover the window entirely. The panels will fold back flat as long as there is enough space.


- + Ultimate heat and noise insulation properties. Gives a traditional cozy look.
- Less flexible - they're either open or closed.
- ✓ Best for bedrooms and draughty period properties. Ideal for covering part-glazed doors or perhaps to be used as a room divider.



FRENCH DOOR CUTOUTS

Tier on tier, cafe, or full height shutters fitted on the door itself, used for inward opening glazed doors. Half circle and rectangular cut out available as default.

- + A stylish solution for french doors which have a handle protrusion.
- There aren't any!
- ✓ Best for french doors that occasionally come with a lever-type of a handle that protrudes into the glass section of the door.



SPECIALTY SHAPES

To cover any irregular shaped windows or doors, we manufacture custom shape shutters to fit any size or shape: arches, circles, ovals, angles, triangles, sunbursts...

- + Can fit most window shapes, the most popular being the arched shutter.
- Less flexible - they're either open or closed.
- ✓ Special shaped or arched Plantation Shutters will transform those awkward arch-shaped windows that you've always had problems covering.



SHUTTERS

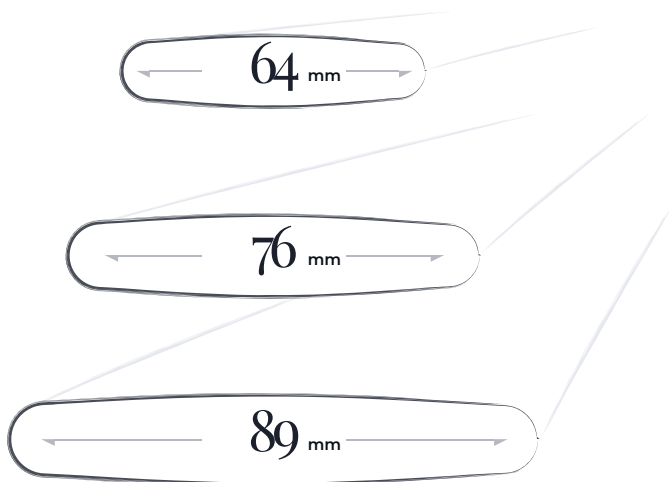
CONFIGURATION

CREATE THE LAYOUT OF YOUR CHOICE

**CUSTOMIZE CONFIGURATIONS TO FIT
ANY APPLICATION WITH STYLE,
MATERIAL, NUMBER OF PANELS,
COLOR, FRAME TYPE, AND OPENING
METHODS.**

SHUTTERS

Choosing the correct panel configuration or louver size can sometimes be a real challenge. Given the dozens of configurations and permutations possible, we're always available to talk about our recommendations.



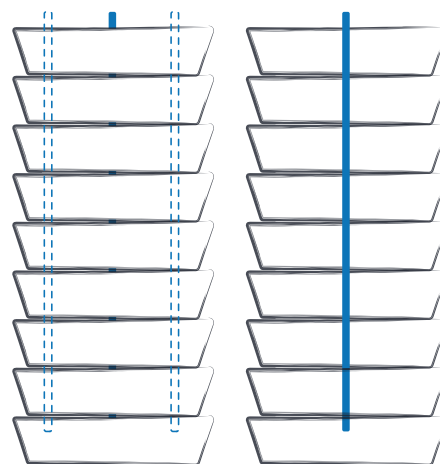
LOUVRE SIZE

Louvre shape

Our shutters use elliptical-shaped louvers with a thickness of 11,5mm, which are designed to increase the louver closure for privacy, light control and to assist with less build-up of dust.

Louvre size

The **64mm** louver size is suitable for most window sizes, including french doors. However, our most popular 76mm size offers a more contemporary look and optimizes the amount of light. Ultimately, you can make a design statement on large or very tall windows with these huge **89mm** louvers.



TILT ROD CONTROL

Clearview

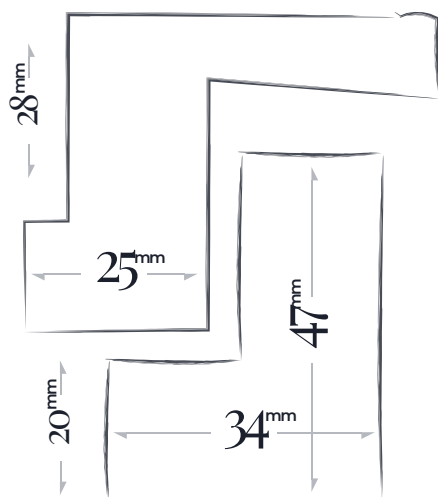
Contemporary clean lines with the tilt rod, which is used to rotate the louvers, concealed at the back of the panel ensuring unobstructed views through open louvers.

Center tilt rod

The tilt rod is centered on the front of the panel providing the traditional look of plantation shutters.

Offset tilt rod

The tilt rod is offset to the side on the front of the panel for a classic look but with less obstruction to views through open louvers.



FRAME
TYPE

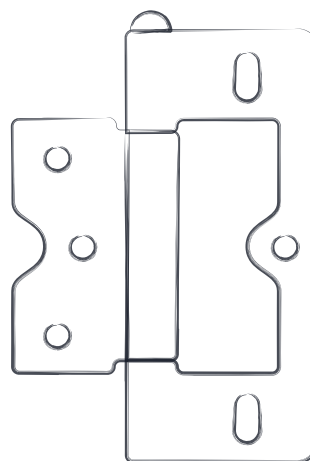
The most popular 'L' & 'Z' frames are mounted on your wall or window, then your shutter panels are mounted inside the frame for a beautiful, professional finish.

'L' frame

Used for both types of Recesses, comes default with a 45mm width, but can be extended up to 70mm;

'Z' frame

Used only for mounting Inside Recess it has a 45mm width and 20mm mask cover. The special shape can cover the imperfections of the walls.



HINGES
STYLE

Made from steel, with paint finishes, hinges are pre-installed on frames and panels. Only the binding pin comes separately. The number of hinges per shutter panel can be from two to five depending on the height of the panel and the material you have chosen for your shutters.

Default, the hinges are white and can be painted in any RAL & NCS color code. The ideal is to choose the hinge color to blend in with the shutter color or you can hone your passion for décor and match them to other elements of the room, light switches and plug sockets for example.

IT'S THE INSIDE THAT COUNTS

RESIDENTIAL

IANA'S HOUSE BEDROOM

PANEL TYPE

- Full Height

PANEL SIZE

- 450 x 2600mm

WINDOW SIZE

- 3500 x 2600mm

FINISH / PAINT

- Paint - [B0101](#)

MATERIAL

- Basswood

CONTROLS

- Hidden Tiltrod





DESIGNER STOREFRONT SHUTTERS

COMMERCIAL

ART HOUSE DECOR
OFFICE

PANEL TYPE

- Full Height

PANEL SIZE

- 400 x 2500mm

WINDOW SIZE

- 900 x 2500mm

FINISH / PAINT

- Paint - [B0105](#)

MATERIAL

- Basswood

CONTROLS

- Classic Tiltrod





INTERIOR HARMONIC FUSION

RESIDENTIAL

IANA'S HOUSE
KITCHEN

PANEL TYPE

- Full Height

PANEL SIZE

- 500 x 2500mm

WINDOW SIZE

- 1050 x 2500mm

FINISH / PAINT

- Paint - [B0104](#)

MATERIAL

- Basswood

CONTROLS

- Hidden Tiltrod





CONTEMPORARY ELEGANCE

RESIDENTIAL

IANA'S HOUSE BATHROOM

PANEL TYPE

- Full Height

PANEL SIZE

- 350 x 1400mm

WINDOW SIZE

- 700 x 1400 mm

FINISH / PAINT

- Paint - [B0101](#)

MATERIAL

- Basswood

CONTROLS

- Hidden Tiltrod





BALANCE IS THE KEY TO BLENDING.

RESIDENTIAL

DENISSE'S HOUSE LIVING ROOM

PANEL TYPE

- Full Height

PANEL SIZE

- 700 x 2700mm

WINDOW SIZE

- 2200 x 2700mm

FINISH / PAINT

- Paint - [B0105](#)

MATERIAL

- Basswood

CONTROLS

- Hidden Tiltrod





MAXIMISED LIGHT AND PRIVACY

RESIDENTIAL

RALUCA'S HOUSE
DRESSING ROOM

PANEL TYPE

- Cafe Style

PANEL SIZE

- 500 x 700mm

WINDOW SIZE

- 1100 x 1300

FINISH / PAINT


- Paint - B0101

MATERIAL

- Basswood

CONTROLS

- Hidden Tiltrod





PRIVACY & VENTILATION ARE A MUST

RESIDENTIAL

RALUCA'S HOUSE BATHROOM

PANEL TYPE

- Cafe Style

PANEL SIZE

- 400 x 1100mm

WINDOW SIZE

- 1650 x 1650mm

FINISH / PAINT


- Paint - [B0101](#)

MATERIAL

- Basswood

CONTROLS

- Classic Tiltrod







PANEL COMPONENTS, FRAMING & APPLICATIONS

MID-RAILS, RAIL SIZE, CONTROLS,
FRAME SIDES, CONFIGURATION
LAYOUT, AND MANY OTHER
TECHNICAL SPECIFICATIONS.

SHUTTERS ARE A HANDMADE
PRODUCT, THEREFORE YOU
SHOULD EXPECT THE NATURAL
CHARACTERISTICS OF A HANDMADE
PROCESS.

PANEL TYPE

- Full height
- Café style
- Tier on tier
- French door
- Bi-fold track
- Custom shape
- Solid
- Speciality

PANEL SIZE

- Min Width: 300mm
- Max Width: 900mm
- Min Drop: 300mm
- Max Drop: 2900mm

PANEL CONFIG

- Automat
- Custom

LOUVRE SIZE

- 64mm
- 89mm
- 76mm
- Solid

MATERIAL

- Real Oak
- Basswood

STILE

- Astragal
- Rabbet

TILT/ROD CONTROL

- Hidden
- Center
- Offset (left / right)

FRAME STYLE

- 'L'
- 'Z'

FRAME POSITION

- LR
- LBRT
- LBR

RECESS

- Inside
- Outside

HINGES STYLE

- Standard
- Hidden

HINGES COLOR

- Painted
- Steel

FINISHES

- Stained
- Custom color
- Fully painted

WARRANTY

- 3 years for Wood
- 3 years for Hardware

PANEL SETUP

Panels can be fixed on frames with strong round magnets and metal plates;

PANEL MIDRAIL

By default, every panel has a top and bottom mid-rail. The dimension of a mid-rail can vary.

PANEL OPENING

Standard opening for two regular panels is LEFT & RIGHT. The gap between panels is up to 3mm.

LOUVRES

Louvers are fixed with pins and can be opened in different positions.

STILE

The gap between Rabbet stile is up to 6mm.

OPERATION

Default louvers operation is assured by a centered tilt rod.

FRAMES

Different panel sizes in a single frame are available on request.

For a two-sided frame, the height of the panels is the same as the frame.

The gap between the frame and panels is up to 3mm.

For a three-sided frame, the height is smaller by 5mm, and for a four-sided, the gap is up to 3 mm.

T-POST

T-post is available on request to divide a window vertically for custom openings.

! The number of panels needs to be mentioned in the order form and cannot exceed size rules.

! For panels with a width higher than 1300mm, we automatically add a horizontal mid-rail.

! Custom openings like LL, LRR, RRR need to be explicitly mentioned in the order form.

! We do not guarantee a fully closed position for louvers, neither a complete light block out;

! The tilt rod can be installed on the left or right side of the panel or centered.



SHUTTERS

SWATCHES

CHOOSE A COLOR TO REFLECT YOUR STYLE!






CHOOSING A PLANTATION SHUTTER IS, IN ITSELF, A MOMENT OF STYLE, CHARACTER, AND REFINEMENT. WHETHER YOU CHOOSE A BOLD OR CALM COLOR, YOUR PLANTATION SHUTTERS SHALL TRANSFORM YOUR WINDOW INTO AN ATTRACTIVE FOCAL POINT.





INDIVIDUAL






However, there are those who want their shutters to be personalized so that they perfectly reflect their style & personality.

In this context, we present an impressive collection of beautiful water-based paints, maintenance oils, and varnishes so that it responds to even the most demanding finishes.

We can color manufacture our oak/basswood shutters to match any paint or stain finish. A perfect solution for those of you looking to match existing features in a room.







SHUTTERS

SWATCHES

RANGE

Whether your personality is bold or soft, whether your room decor is contemporary or classic, we have a color to suit your style. You can choose from crisp whites to warm natural timber stains.

FASCINATING

Carefully selected in accordance with the fiber and texture of each type of wood, our paints fascinate either refracting light in a multicolored twilight or absorbing light through a matting effect.

PREMIUM

The resistance & durability of our finishes following the heat treatment, varnishing, and dyeing processes are appreciated internationally.

SWATCHES

Our swatches catalog is designed as an initial guide to the colors and types of wood available for Kott Plantation Shutters.

However, experience has shown that printed versions of paints, varnishes, and textures cannot in all cases reproduce the appearance of the original color!

Please discuss color preferences with a Kott consultant. This way, you shall be able to see the original colors & textures, and you can be assisted with any request.


Plantation Shutters are an aesthetic way to block out prying eyes & adds an extra layer of security.



Window treatments add extra value and are a long term investment to any home.



Shutters are low maintenance; an occasional quick wipe down is all they need to keep them clean.



Flexible and durable, Plantation Shutters can be made to fit any size or shape of window/door.



Reflecting and absorbing noise, Shutters will reduce the overall noise levels from outside.



Shutters are cordless, making them the right choice for homes with children.

SHUTTERS

KEY FEATURES

We hand-craft each wood component, so everything's guaranteed for peace of mind.



Order up to 8 free samples to make an informed decision on which design is right for your interior.



Our shutters are made from rapidly renewable, 100% genuine oak and basswood.



International delivery is available, the price will be calculated during the checkout process.



A durable and robust surface that resists cracking or chipping. Won't warp, stain, shrink or peel.



Wooden shutters have a better natural heat resistance than vinyl and PVC shutters.

BROWSE
KOTT-ONLINE.EU
FOR EXCLUSIVE
CONTENT





COMPANY

Uniprod Management SRL
Bacau, Romania - 600281

- sales@kott-online.eu
- marketing@kott-online.eu
- contact@kott-online.eu

PEOPLE



Ionel Puiu
General Manager

- ionel.puiu@uniprod.eu



Roxana Temneanu
Legal Adviser & Sales Manager

- roxana@uniprod.eu



Madalina Ungureanu
Customer Service Manager

- madalina@uniprod.eu



Violeta Ungureanu
Operations Manager

- violeta@uniprod.eu



Loredana Chicus
Accountant Manager

- contabilitate@uniprod.eu

© 2021 KOTT - UNIPROD.

- www.kott-online.eu
Kott Plantation Shutters
2021 Digital edition

All images herein are the property of Uniprod
Management SRL.

CONFIDENCE

All [Window Treatments](#) are designed and custom manufactured in Romania, to the highest quality standards and backed by a limited warranty.

CONTRIBUTORS

Victor Cocora

Obscure Definitive

- contact@obscure.ro

Creative Direction, Layout Design,
Photography, Content Architecture,
Copywriting

Iulia Toader


Jules Unique Artworks

- contact@jules.ro

Art Direction, Graphic Design,
Photography, Content Creation,
Project Management

sales@kott-online.eu
WWW.KOTT-ONLINE.EU

KOTT



PLANTATION
SHUTTERS

PROUDLY MADE IN
ROMANIA

2021

